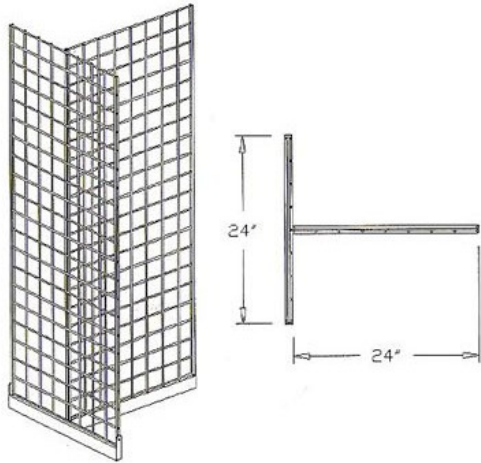
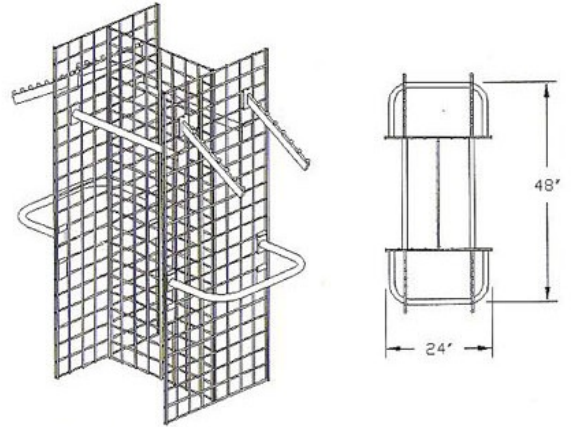


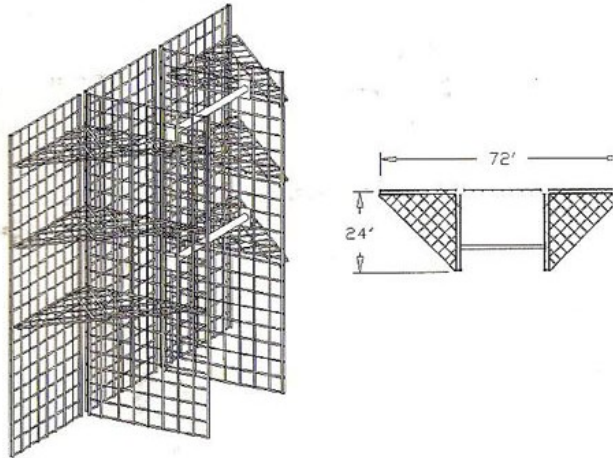
GRID MERCHANDISERS



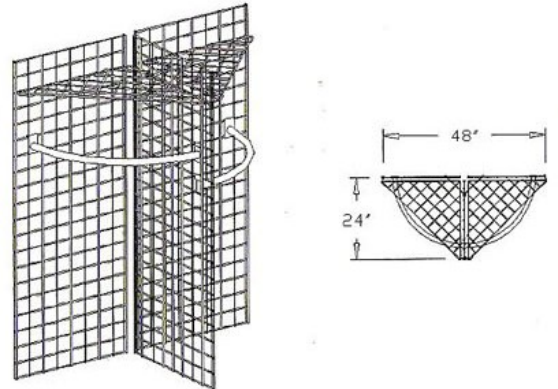
EXAMPLE "H"
"T" BASE WITH 2PCS 2' x 5' GRID PANELS.



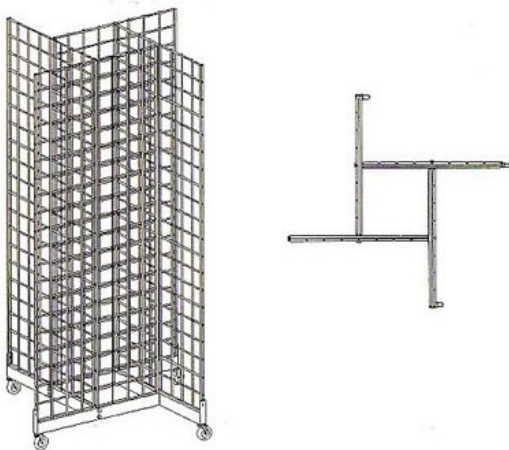
EXAMPLE "I"
GRID DISPLAYER WITH TWO 24" STRAIGHT CHROME HANGRAILS, FOUR RECTANGULAR WATERFALLS AND TWO 24" "U" BARS.



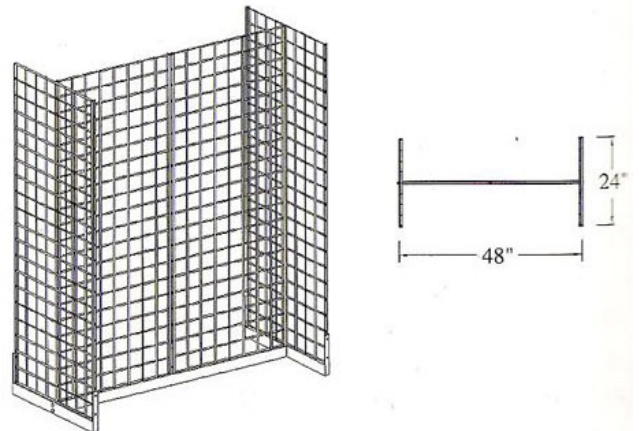
EXAMPLE "J"
GRID DISPLAYER WITH SIX TRIANGULAR SHELVES AND TWO STRAIGHT CHROME HANGRAILS.



EXAMPLE "K"
GRID DISPLAYER WITH TWO TRIANGULAR SHELVES AND TWO QUARTER ROUND HANGRAILS.

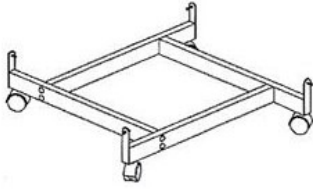


EXAMPLE "L"
FOUR WAY BASE WITH FOUR GRIDS.

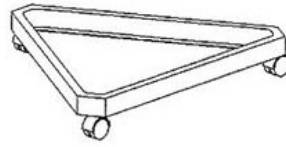


EXAMPLE "M"
GONDOLA BASE WITH FOUR GRIDS.

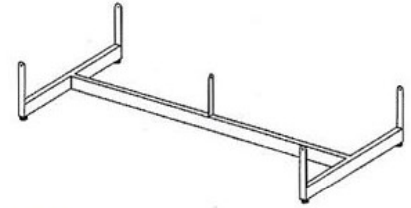
GRID PANEL FASTENING DEVICES



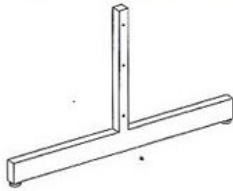
#2500
FOUR WAY BASE WITH TWIN HOODED CASTERS INCLUDED. AVAILABLE IN BLACK, WHITE & CHROME.



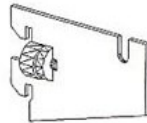
#2501
TRIANGLE BASE WITH TWIN HOODED CASTERS INCLUDED. AVAILABLE IN BLACK, WHITE & CHROME.



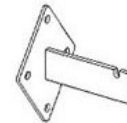
#2502
GRID GONDOLA BASE WITH LEVELLERS AND HARDWARE INCLUDED. AVAILABLE IN BLACK, WHITE & CHROME.



#2503
GRID PANEL LEG WITH 12" UPRIGHT OF 1" SQUARE TUBING. 24" BASE OF 1" x 2" RECTANGULAR TUBING. LEVELLERS INCLUDED. AVAILABLE IN BLACK, CHROME AND WHITE.



#2504
GRID PANEL SUPPORT BRACKET FOR 1/2" SLOT, 1" OC STANDARD. AVAILABLE IN CHROME.



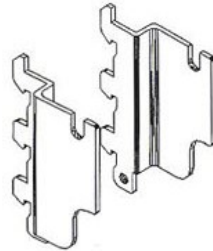
#2505
WALL MOUNT SUPPORT BRACKET FOR GRID. 3" FROM PANEL. AVAILABLE IN BLACK, CHROME AND WHITE.



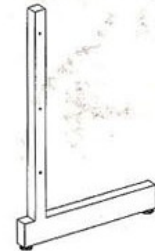
#2506
1/8" DIAMETER CEILING HOOKS. AVAILABLE IN 6", 12", 18", 24", 30", 36", 48", 60" & 72". AVAILABLE CHROME.



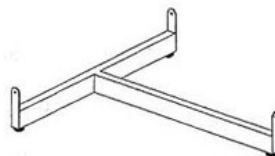
#2507
GRID PANEL LEG WITH 60" UPRIGHT OF 1" SQUARE TUBING. 24" BASE OF 1" x 2" RECTANGULAR TUBING. LEVELLERS INCLUDED. AVAILABLE IN BLACK, CHROME AND WHITE.



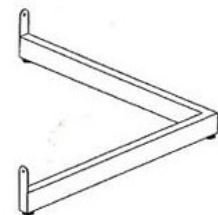
#2515
GRID SUPPORT BRACKET FOR 1/2" SLOT, 1" OC STANDARD. AVAILABLE IN BRIGHT ZINC. *SOLD IN PAIRS.*



#2516
L-SHAPED LEG FOR GRID PANELS AGAINST WALL. AVAILABLE IN BLACK, CHROME AND WHITE.

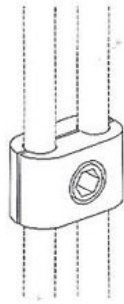


#2517
T-BASE. HOLDS 24" WIDE GRID PANEL. LEVELLERS INCLUDED. AVAILABLE IN BLACK, WHITE & CHROME.



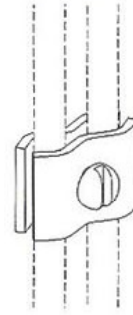
#2518
L-BASE. HOLDS 24" WIDE GRID PANEL. LEVELLERS INCLUDED. AVAILABLE IN BLACK, WHITE & CHROME.

GRID PANEL CONNECTORS



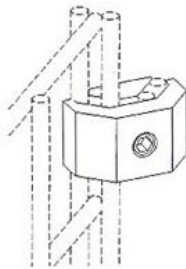
#2508

HEAVY DUTY GRID CONNECTOR. CONNECTS GRID PANELS AT ANY ANGLE. AVAILABLE IN BLACK, CHROME AND WHITE.



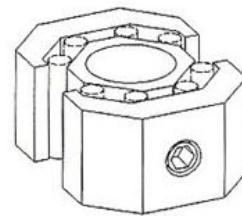
#2509

GRID CONNECTOR. CONNECTS TWO PANELS. AVAILABLE IN BLACK, CHROME AND WHITE.



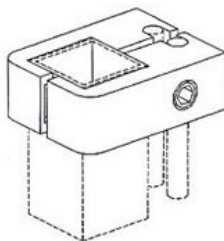
#2510

TWO WAY GRID CONNECTOR. CONNECTS TWO PANELS AT 90 DEGREE ANGLES. AVAILABLE IN CHROME.



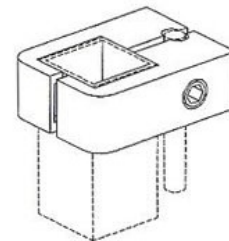
#2511

FOUR WAY GRID CONNECTOR. CONNECTS FOUR PANELS AT 90 DEGREE ANGLES. AVAILABLE IN CHROME.



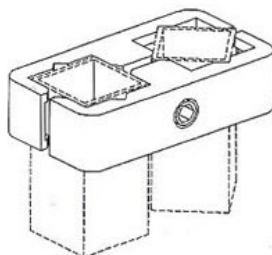
#2512

GRID TO SQUARE TUBING CONNECTOR. CONNECTS 1" SQUARE TUBING TO GRID PANEL. FOR DOUBLE EDGE GRID. AVAILABLE IN BLACK, CHROME AND WHITE.



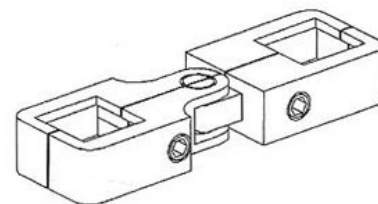
#2513

GRID TO SQUARE TUBING CONNECTOR. CONNECTS 1" SQUARE TUBING TO GRID PANEL. FOR SINGLE EDGE GRID. AVAILABLE IN CHROME AND RAW.



#2514

SQUARE TUBING CONNECTOR. CONNECTS 1" SQUARE TUBING TO 1" SQUARE TUBING AT 90, 135 OR 180 DEGREE ANGLES. AVAILABLE IN CHROME & RAW FINISH.



#2519

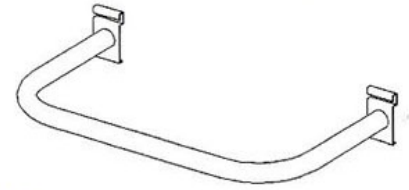
HINGE CONNECTOR. CONNECTS 1" SQUARE TUBING TO 1" SQUARE TUBING AT ANY ANGLE. AVAILABLE IN CHROME & RAW FINISH..

GRID PANEL ACCESSORIES



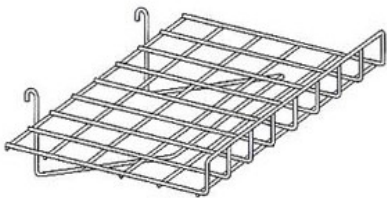
#2700

QUARTER HANGRAIL FOR GRID OF 1 1/4" DIAMETER ROUND TUBING. AVAILABLE IN CHROME.



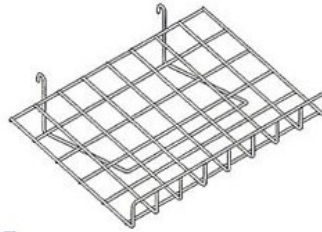
#2703

"U" BAR FOR GRID OF 1 1/4" DIAMETER ROUND TUBING. 12" x 23". AVAILABLE IN BLACK, CHROME AND WHITE.




#2704

STRAIGHT GRID SHELF OF 1/4" WIRE. 15"W x 24"L WITH 3" FRONT LIP. AVAILABLE IN BLACK, CHROME AND WHITE.



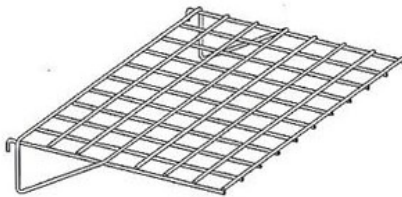
#2705

SLANT GRID SHELF OF 1/4" WIRE. 15"W x 24"L WITH 3" FRONT LIP. AVAILABLE IN BLACK, CHROME AND WHITE.



#2706

CORNER GRID SHELF OF 1/4" WIRE. 23" x 34" x 23". AVAILABLE IN BLACK, CHROME AND WHITE.



#2707

FLAT GRID SHELF 14"W x 20"L. AVAILABLE IN BLACK, CHROME AND WHITE.



#2708

LARGE BASKET FOR GRID. 12"L x 24"W x 6"H. AVAILABLE IN BLACK, CHROME AND WHITE.



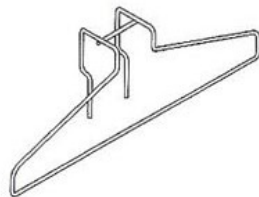
#2709

SMALL BASKET FOR GRID. 12"L x 12"W x 8"H. AVAILABLE IN BLACK AND WHITE.



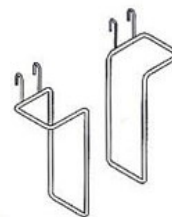
#2710

SLANT FRONT BASKET FOR GRID. 12"L x 12"W x 8"H. AVAILABLE IN BLACK AND WHITE.



#2711

WIRE HANGER FOR GRID. 16" WIDE. AVAILABLE IN BLACK, CHROME AND WHITE.



#2712

ADJUSTABLE LITERATURE HOLDER FOR GRID. 6" HIGH. AVAILABLE IN CHROME. (SOLD IN PAIRS)



#2732 - 24

#2732 - 48

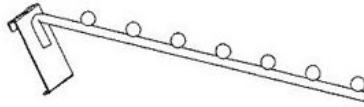
6" x 6" VIDEO SHELF FOR GRID PANEL. IN BLACK & WHITE FINISH.

GRID PANEL ACCESSORIES



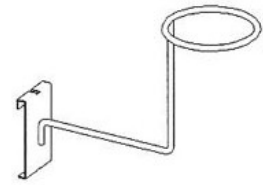
#2612

SLOTTED ADAPTOR. ATTACHES 1/2" SLOTTED HARDWARE TO GRID. AVAILABLE IN CHROME.



#2613

16" WATERFALL OF 3/8" DIAMETER ROUND TUBING WITH 7 BALLS. AVAILABLE IN CHROME.



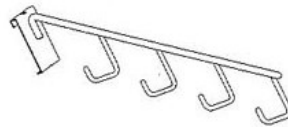
#2614

HAT DISPLAYER FOR GRID WITH 4" RING. 6" HIGH, 4 1/2" DEEP. AVAILABLE IN CHROME.



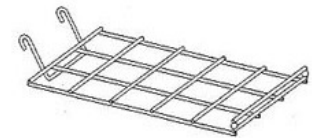
#2615

CAP MERCHANDISER FOR GRID. HOLDS SIX CAPS. AVAILABLE IN BLACK, CHROME AND WHITE.




#2616

16" WATERFALL OF 3/8" DIAMETER ROUND TUBING WITH 4 HOOKS. AVAILABLE IN CHROME.



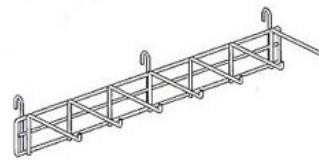
#2617

SHIRT DISPLAYER FOR GRID OF 1/4" DIAMETER WIRE. 15"W x 9"L WITH 1" LIP. AVAILABLE IN CHROME.



#2618

CLUTCH BAG HOLDER FOR GRID, 14 1/2". AVAILABLE IN CHROME.



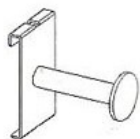
#2619

BELT/TIE HOLDER FOR GRID. 24" LONG WITH SEVEN 5 1/2" HOOKS. AVAILABLE IN CHROME.



#2620

GRID PANEL FRAME HOOK. AVAILABLE IN BLACK, CHROME AND WHITE.



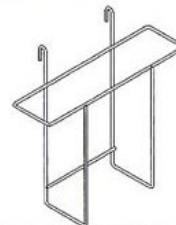
#2621

DISPLAY HOOKS FOR GRID. AVAILABLE IN BLACK, CHROME AND WHITE.



#2622

WIRE SHOE SHELF, 5 3/4" x 3 1/4" FOR GRID. AVAILABLE IN BLACK, CHROME AND WHITE.



LITERATURE HOLDER FOR GRID.

AVAILABLE IN BLACK.

#2623 - 4 1/2"L x 2 1/2"W x 7"H

#2624 - 9 1/2"L x 2 1/2"W x 9"H



#2625

1/4" WIRE SAFETY HOOKS FOR GRID. AVAILABLE IN 4", 6", 8", 10" & 12". AVAILABLE IN BLACK, CHROME AND WHITE.